

CONTROL POWER CUTOFF PUSHBUTTON STATIONS

MODEL # FE-LOB-1009
PART #935-0002
MAINTAINED PUSHBUTTON
1 NO & 1 NC CONTACT BLOCK



MODEL #FE-LOB-1010
PART #935-0003
MAINTAINED PUSHBUTTON
WITH DC ALARM
1 NO & 1 NC CONTACT BLOCK



MODEL #FE-LOB-1013
PART #935-0010
KEYLOCK PUSHBUTTON
1 NO & 1 NC CONTACT BLOCK



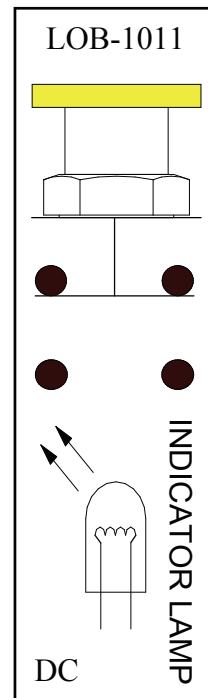
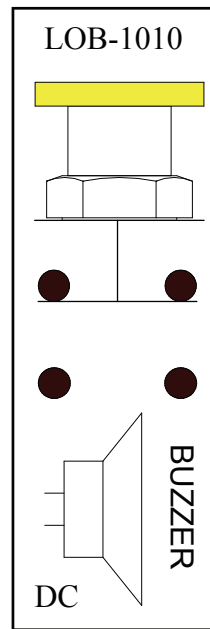
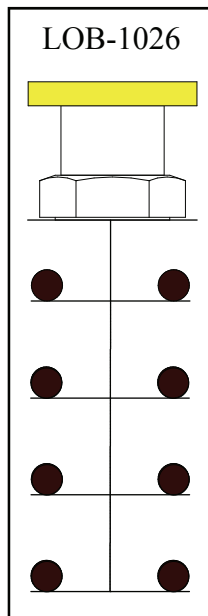
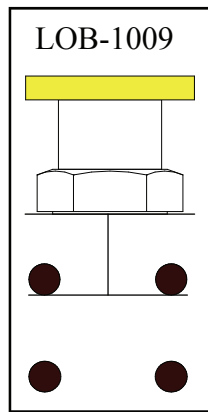
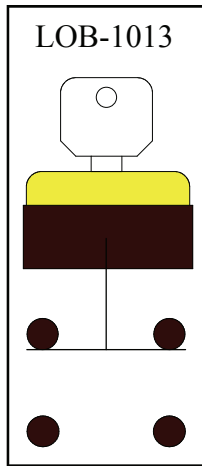
MODEL #FE-LOB-1038
PART #935-0041
MAINTAINED PUSHBUTTON
WITH AC ALARM & GUARD
1 NO & 1 NC CONTACT BLOCK



ESCO's Control Power Cutoff Pushbutton Stations can be used as an option for ESCO's other Control Power products or as a component for on site constructed Control Power systems.

- ◆ Standard and custom models available.
- ◆ Clearly labeled bright Red and Safety Yellow polyester label aids in visibility.
- ◆ Large red Mushroom style palm pushbutton switch actuator.
- ◆ The Heavy Duty Control Power Switch actuator is either a Push to Stop / Pull to Reset, Momentary or Push to Stop / Key to Reset.
- ◆ Combinations of normally open and normally closed 10 amp contacts.
- ◆ Light gray NEMA 4X polystyrene enclosures measure:
5.12"H x 3.7"W x 2.24"D or 5.12"H x 3.7"W x 3.18"D
- ◆ Provisions for ten conduit knockout openings.
- ◆ Alarm and lamp models can be internally wired to provide indication that the Control Power Stop has been pushed, saving the need for a service person to reset the system.
- ◆ Alarm models incorporate either a AC or DC audio alarm which can be attached to a leak detection systems remote output contacts. Installing the alarm enables the operator to be forewarned of a potential situation while at their work station.

CONTROL POWER CUTOFF PUSHBUTTON STATIONS



CONTACT OPTIONS	ACTUATOR TYPES	MAINTAINED PUSH TO STOP PULL TO RESET	KEY RESETABLE PUSH TO STOP KEY TO RESET
1-N.O./1-N.C.		LOB-1009	LOB-1013
1-N.O./1-N.C. With 3-18VDC Alarm *		LOB-1010	LOB-1027
1-N.O./1-N.C. With 110VAC Alarm *		LOB-1012	LOB-1028
1-N.O./1-N.C. With 24VDC Red Indicator Lamp *		LOB-1011	LOB-1029
1-N.O./1-N.C. With 110VAC Red Indicator Lamp *		LOB-1014	LOB-1030
2-N.C.		LOB-1015	LOB-1031
2-N.O./2-N.C.		LOB-1016	LOB-1032
2-N.O./2-N.C. With 3-18VDC Alarm *		LOB-1017	LOB-1033
2-N.O./2-N.C. With 110VAC Alarm *		LOB-1018	LOB-1034
2-N.O./2-N.C. With 24VDC Red Indicator Lamp *		LOB-1019	LOB-1035
2-N.O./2-N.C. With 110VAC Red Indicator Lamp *		LOB-1020	LOB-1036
1-N.O./3-N.C.		LOB-1021	NOT AVAILABLE
1-N.O./3-N.C. With 3-18VDC Alarm *		LOB-1022	NOT AVAILABLE
1-N.O./3-N.C. With 110VAC Alarm *		LOB-1023	NOT AVAILABLE
1-N.O./3-N.C. With 24VDC Red Indicator Lamp *		LOB-1024	NOT AVAILABLE
1-N.O./3-N.C. With 110VAC Red Indicator Lamp *		LOB-1025	NOT AVAILABLE
4-N.C.		LOB-1026	NOT AVAILABLE

* Alarm or Indicator lamps may require internal wiring of one contact.

Contact Ratings	Maintained Push to Stop / Pull to Reset							Maintained Push to Stop / Key to Reset							
	Volts AC 50 or 60 Hz				Volts DC			Volts AC				Volts DC			
	120	240	480	600	24/28	125	250	120	240	480	600	125	250	440	600
Make Interrupting Capacity (Amp)	60	30	15	12	5.7	1.1	0.55	60	30	15	12	.055	0.27	0.1	0.1
Normal Load Break (Amp)	6	3	1.5	1.2	5.7	1.1	0.55	6	3	1.5	1.2	0.55	0.27	0.1	0.1
Thermal Current (Amp)	10	10	10	10	5.0	5.0	5.0	10	10	10	10	2.5	2.5	2.5	2.5
Volt-amperes:															
Make Interrupting Capacity	7200	7200	7200	7200	7200	7200	7200								
Normal Load Break	720	720	720	720	138	138	138								