



iGEM version 54 or higher is required.

Installation



Ovation Gen 1


- Use same installation process as OEM boards




Ovation LX (Gen 2)

- Use provided upper and lower brackets for installation.

Backlights



- Use the tabs to set as Single Level or Dual Level



- Place behind the lower half of the displays for single level.
- Place centered behind the displays for dual level.

Jumpers

JP 6: Pricing Levels
Off: Single Level Pricing
On: Dual Level Pricing



JP 7: Grade Select LEDs
Off: Lighted Buttons (Gen 2)
On: Triangle Indicators (Gen 1)



DS1 – DS5: Grade Enable
Off: Grade not used
On: Grade used



NOTE: Setting the DS1-DS5 jumpers is not necessary with iGEM v64 and above.

For the full Installation Manual, scan the QR Code.

